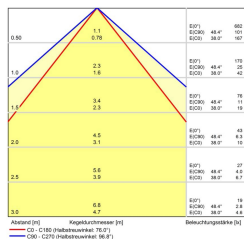

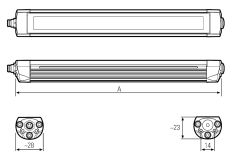
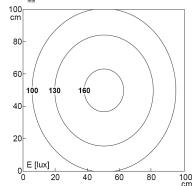


LED surface-mounted light



Abstand d=100 cm

E_{max} = 117 lux
E_{min} = 167 lux
E_{avg} = 61 lux



Product-Nr.	154090-01
EAN:	4260556626123
Model:	TUBELED_25 RGB-W
Order number:	154090-01
Model:	TUBELED_25 RGB-W
Type:	LED surface-mounted light
Power consumption white:	~4,8 W
White lamp luminous flux:	768 lm
Lamp luminous efficiency:	~159 lm/W
Power consumption RED:	~1,4 W
Lamp luminous flux RED:	92 lm
Power consumption GREEN:	~1 W
Lamp luminous flux GREEN:	168 lm
Power consumption BLUE:	~1,4 W
Lamp luminous flux BLUE:	56 lm
Light distribution:	Direct
Light colour white:	5000K 3-step MacAdam
Colour rendering WHITE (Ra):	>85
Supply voltage:	24 V DC -10 % +7 % (RGB) – 24 V DC ±10 % (W)
Connection (connector):	M8 B-coded
Degree of protection:	IP67
Class of protection:	III
Glare control:	diffused safety glass
Beam angle (optics):	100°
Operating temperature:	-22 °F - 131 °F
Storage temperature:	-22 °F - 176 °F (-30 °C - +80 °C)
Lamps lifetime:	> 100,000 h (L80/B10)
Vibration resistance:	At 10 to 55 Hz (amplitude ~0.01")
Shock resistance:	Up to ~2 oz
Housing material:	aluminium
Cover material:	tempered glass, shatterproof
Height [B] x Width [C]:	~0,91" x ~1,1"
Length [A]:	~8,07"
Weight (net):	~1 oz
Gross weight:	~10 oz
Risk group (DIN EN 62471):	Free group
Markings:	CE, UKCA, ETL Listed (5003529)
Dimmable:	option external, PWM
Mounting accessories:	Optional
Made in:	Germany
Feature:	RGB-W: Illumination and beacon in one light; connection